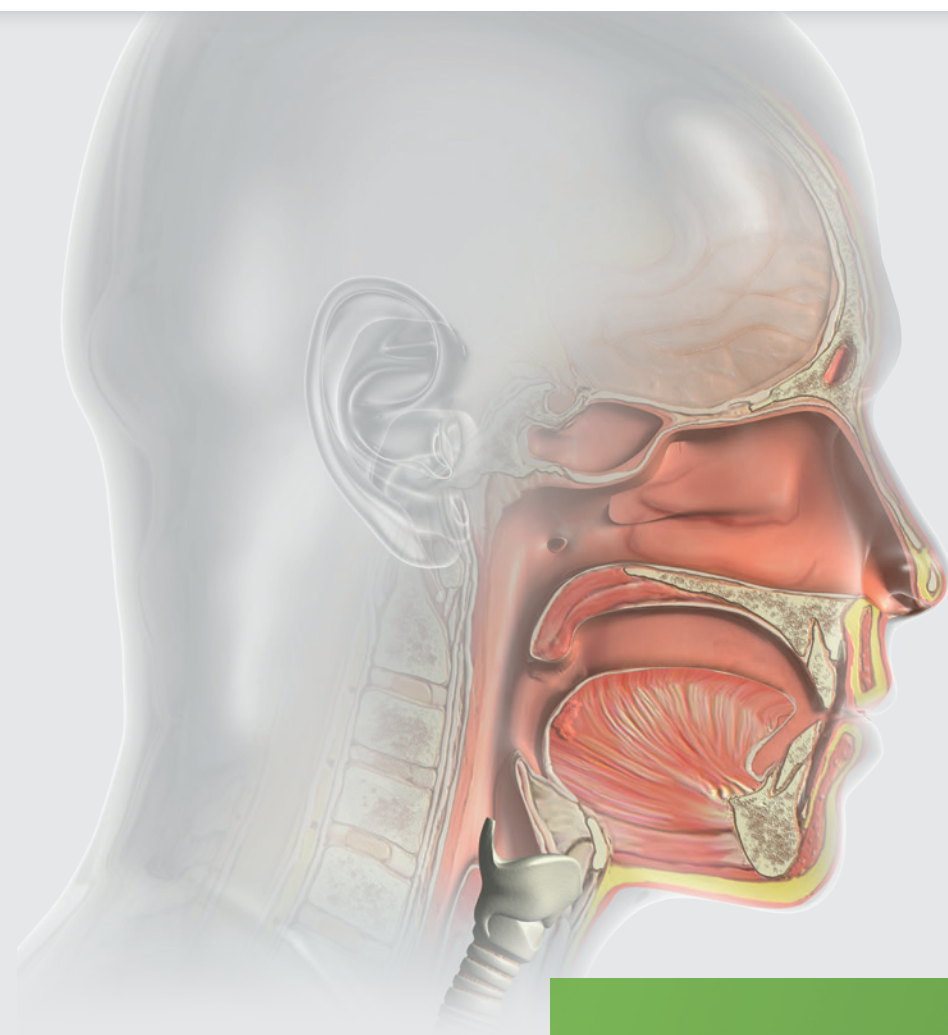



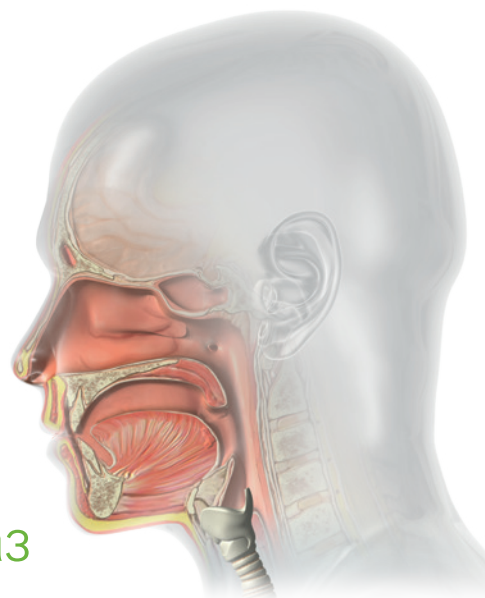
ОТОЛАРИНГОЛОГИЯ

Малоинвазивная лазерная
терапия для ЛОР



- Точность
- Отличный гемостаз
- Многофункциональность и универсальность





Улучшенный гемостаз и контроль

The wavelength of 980 nm has a high absorbance in hemoglobin whereas the 1470 nm has a high absorbance in water. The thermal penetration depth of the Leonardo DUAL Laser therefore can be adjusted to the needs of the particular ENT application by just a finger tip. This allows safe and precise procedures to be performed close to delicate structures while protecting the surrounding tissue. Compared to the CO₂ laser, this special wavelength set exhibits a significantly better hemostasis and prevents bleeding during the operation, even in hemorrhagic structures such as nasal polyps and hemangioma. With the biolitec® Leonardo DUAL laser system, precise excisions, incisions and vaporization of hyperplastic and tumorous tissue can be performed effectively with almost no side effects.

Преимущества

- Микрохирургическая точность
- Тактильная обратная связь от лазерного световода
- Минимальное кровотечение, оптимальная видимость во время операции
- Минимальное количество послеоперационных действий
- Короткий период восстановления пациента



Применение

- Гиперплазия носовой раковины
- Septal spur, деформация перегородки
- Epistaxis, Morbus Osler
- Synechias, stenoses in endonasal structures
- Concha bullosa
- Paranasal surgery
- Polyposis nasi et sinuum
- Cysts, mucocoeles
- Тонзиллэктомия
- Лазерная увулопалатопластика (LAUP)
- Partial glossectomy
- Tumor vaporization

Ambulatory treatment

Endo Nasal surgery

Endoscopic surgery is an established, modern process in the treatment of nasal and paranasal sinuses. However, due to the strong bleeding tendency of the mucosal tissue, surgical treatment in this area is often challenging. A poor operating field of vision due to bleeding often results in imprecise work; prolonged nasal packing and significant patient and doctor effort is usually unavoidable. The main imperative in endonasal surgery is to maintain the surrounding mucosal tissue as much as possible. Due to ideal laser-tissue interaction of wavelength 980 / 1470 nm, adjacent tissue is protected optimally. This leads to rapid reepithelialisation of bone areas that had been opened up. As a result of the good hemostatic effect, precise procedures can be undertaken with a clear view of the operating area. Using the fine and flexible biolitec® optical laser fibers with core diameter of min. 400 µm, optimal access to all nasal areas is guaranteed.

Преимущества

- Microsurgical precision
- Minimal post-operative swelling of tissue
- Bloodless operation
- Clear view of operating field
- Minimal operative side effects
- Outpatient operation possible under local anesthesia
- Short recovery period
- Optimum preservation of surrounding mucosal tissue

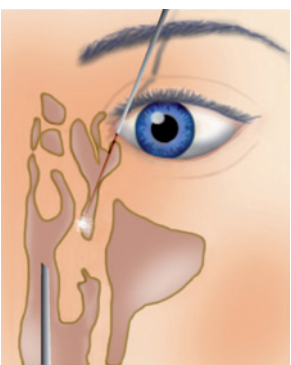


Oropharynx

One of the most frequent operations in the oropharynx area is laser tonsillotomy in children (Kissing Tonsils). In pediatric symptomatic tonsillar hyperplasias, LTT represents a sensible, gentle and very low risk alternative to tonsillectomy (children up to 8 years of age). The risk of post-operative bleeding is minimal. The minimal amount of post-operative pain thanks to the shortened period of healing, the ability to perform out-patient operations (with general anesthesia) and the leaving behind of a tonsillar parenchyma are significant advantages of laser tonsillotomy. Laser-assisted Uvulopalatoplasty (LAUP) can be performed for snorers using the biolitec® system. Due to the ideal laser-tissue interaction, tumor or dysplasias can be removed bloodlessly while keeping the adjacent tissue unaffected. A partial glossectomy can only be done under general anesthesia in a hospital operating room.

Преимущества

- Outpatient operation possible
- Minimally invasive, bloodless procedure
- Short recovery time with little post-operative pain



Dacryocystorhinostomy (DCR)

Hindered drainage of tear fluid, caused by a blockage of the lacrimal duct, is a common condition, particularly amongst older patients. The traditional treatment method is to surgically reopen the lacrimal duct externally. However, this is a lengthy, difficult procedure associated with a high potential for side effects such as strong, post-operative bleeding and scar formation. biolitec® has developed a procedure kit for DCR that makes the reopening of the lacrimal duct a safer, minimally invasive procedure. The thin cannula with its atraumatically shaped mandrel is introduced once in order to perform the treatment painless and bloodlessly. Then, the required drainage is set in place using the same cannula. The procedure can be done under local anesthesia and leaves no scars.

Преимущества

- Atraumatic procedure
- Limited complications and side effects
- Local anesthesia
- No post-operative bleeding or oedema formation
- No infections
- No scars



Clinical applications

Otology

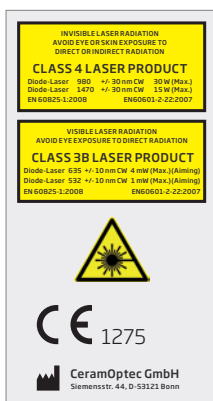
With its extremely thin laser fiber (core diameter: 360 μm), the biolitec® laser system can be used safely and very precisely on delicate structures in the inner ear using the contact method. In contrast to the CO₂ laser using the open beam method, this method almost completely eliminates the risk of laser energy inadvertently affecting other areas. The laser energy is only applied upon laser contact with the target tissue and in very short impulses, resulting in the absorption of all of the laser energy immediately at the tip of the fiber. The thermal damage depth is thus at a minimum. Laser paracentesis is a minimally invasive bloodless operation which has the advantage of the opening in the eardrum made by the laser remaining open for about 3 weeks. The healing process is much shorter.

Larynx

The main imperative in surgical treatments in the larynx area is to avoid significant scar formation and undesired tissue loss since this can significantly affect phonetic functions. The pulsed diode laser application mode is used here. This way, the thermal penetration depth can be further reduced; tissue vaporization and tissue resection can be executed precisely and in a controlled manner, even on sensitive structures, while optimally protecting the surrounding tissue. Main indications: Vaporization of tumors, papilloma, stenosis and removal of vocal cord polyps.

Pediatrics

In pediatric procedures, surgery often involves very narrow and delicate structures. The biolitec® laser system offers considerable advantages. Using extremely thin laser fibers, such as in connection with a microendoscope, even these structures can be easily reached and precisely treated. For example, recurrent papiloma, a very common indication in children, becomes a bloodless and painless operation, with postoperative measures being significantly reduced.



LEONARDO®



Модель	DUAL 45
Сер.№	SL980 + 1470 нм 45 Вт
Длина волны	980 нм и 1470 нм
Мощность	макс. 45 Вт (1470 нм/15 Вт + 980 нм/30 Вт) регулируемая отдельно
Диаметр световода	≥ 360 мкм
Пилотный луч	532 нм и 635 нм, зеленый 1 мВт, красный 4 мВт, контролируемая пользователем интенсивность
Режим лечения	CW, Pulse Mode, ELVeS® Signal, ELVeS® Segment, Derma Mode
Длительность импульса /-пауза	0.01 – 60 сек. / 0.01 – 60 сек.
Источник питания	220 – 240 VAC, 50/60 Hz, 450 VA
Габариты (В × Ш × Г)	28 см × 37 см × 9 см
Вес	8,5 кг

Все наборы включают 3 пары защитных очков, педаль-переключатель, разъем блокировки, шнур питания и руководство пользователя, упакованные в чемодан для переноски.

Световоды

Bare Fibers Flat Tip Length

Сер.№	Продукт	PU*	длина [м]	Диаметр Ø [мм]
503200740	Bare Fiber 600 мкм, IC	5	2,5	0,96
503200315	Reusable Bare Fiber 600 мкм, Flat Tip, IC (1 × 3 мес.)	5	3	0,95
503201919	Reusable Bare Fiber 600 мкм, Flat Tip, IC (10 × 12 ч)	5	3	0,95
503201921	Reusable Bare Fiber 600 мкм, Flat Tip, IC (10 × 1 ч)	5	3	0,95

Наборы

503300625	DCR Procedure Kit, IC	5	2,6	2,0
-----------	-----------------------	---	-----	-----

Handpieces and Instruments

Сер. №	Изделие однократного применения	PU*	ID
400100300	Laser surgical handpiece 9 cm with suction channel REF S165**	25	1.1
400100310	Laser surgical handpiece Larynx 20 cm with suction channel REF S165**	25	1.1
400100320	Laser surgical handpiece Pharynx 12 cm with extended angled tip REF S285**	25	1.1
Изделие многократного применения			
AB1326-1	Offset – Rigid 10 см, 16 ga REF 9132***	1	1.1
AB1321-1	Curved – Rigid 11 см, 16 ga REF 9123***	1	1.1
AB1319-1	Straight – Rigid 11 см for 600 – 800 µ Fibers REF 9113***	1	1.1
AB1481-1	Straight – Rigid 5 см, 16 ga REF 9112***	1	1.1

Дополнительное оборудование

500200980	Set of ceramic Scissors + Stripping Tool	1
LA1371	Laser safety goggle 950 – 1010 L4 + 1470 L2 (FULL)****	1

*Упаковочный блок ** Производитель: Single Use Surgical Ltd. Barnsley, Великобритания *** Производитель : TTI Medical, San Ramon, США
**** Производитель: Honeywell Safety Products, США

Свяжитесь с нами

и узнайте больше о новых продуктах в области малоинвазивной лазерной терапии



biolitec® worldwide

biolitec biomedical technology GmbH

Otto-Schott-Str. 15 07745
Йена, Германия
Тел.: +49 3641 519 53 0
Факс: +49 3641 519 53 33
info@biolitec.de
www.biolitec.com

biolitec Italia SRL

Милан, Италия
Тел.: +39 0228 172 400

biolitec España SL

Тел.: +34 610 765 221

biolitec SIA

Рига, Латвия
Тел.: +371 653 436 46

biolitec Tibbi Cihazlari

Стамбул, Турция
Тел.: +90 216 574 7456

ООО "Биолитек"

Россия, г. Санкт-Петербург,
ул. Льва Толстого, д. 7, оф.
201
Тел.: +7 (812) 449-37-52

biolitec FZ LLC

Дубай, ОАЭ
Тел.: +971 44 29 85 92

biolitec laser science and technology Shanghai Ltd.

Шанхай, Китай
Тел.: +86 2122111567

biolitec (M) Sdn. Bhd.

Петалинг-Джая,
Малайзия
Тел.: +603 56 32 71 28

biolitec India Pvt. Ltd.

Барода, Индия
Тел.: +91 265
3201106

biolitec Mexico

Ла Хойя, Мексика
Тел.: +52 5544 504237

biolitec B.C.I.E.L.

Сан-Пауло, Бразилия
Тел.: +55 11 2093
8602



Manufacturer; MDD 93 / 42 EEC; CE1275:
CeramOptec GmbH, Siemensstr. 44,
D-53121 Bonn (unless otherwise
specified)

Disclaimer: Products might not be
available in every country. biolitec®
and Ceralas® are registered trademarks
owned by biolitec. All fibers are free of
latex and DEHP. Our fibers are single use
products (unless otherwise indicated)
delivered sterile for immediate use.